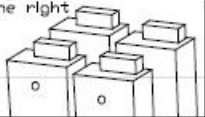


Align all tenons to the right



BACK LEGS (angled)

SEAT ASSEMBLY

**STEP 1**

FRONT LEGS

# COASTAL BAR CHAIR

Recycled Poly Furniture



ARM ASSEMBLY

**STEP 2**

Attach arm rest and supports as shown.

#### LIST OF PARTS

- Back Assembly (1)
- Seat Assembly (1)
- Front Legs (2)
- Rear Legs (2)
- Arms (1R) (1L)
- Base Assembly (1)
- Foot Rest (1)
- Chair Bolts "A" (12)
- Colored Screws "B" (12)
- Chair Bolts "C" (2)
- Insert Bit Tool (1)




SEAT ASSEMBLY


Foot Rest

**STEP 3**

Slide back onto seat and attach at seat and arm rest. Attach Foot rest.



A-(12 pcs.) painted



B-(12 pcs.) painted



C-(2 pcs.) painted